



Modular Cooking Range Line thermaline 85 - 4 Zone Electric Solid Top, 1 Side with Backsplash

ITEM # _____
MODEL # _____
NAME # _____
SIS # _____
AIA # _____



588502 (MBLCBBHOAO)

Electric solid top, 4 zones,
one-side operated with
backsplash

Short Form Specification

Item No.

Unit constructed according to DIN 18860_2 with 20 mm drop nose top. Internal frame for heavy duty sturdiness in 2 mm and 3 mm in 1.4301 (AISI 304). 2 mm top in 1.4301 (AISI 304). Flat surface construction, wide rounded, easily cleanable. THERMODUL connection system enables seamless worktop when units are connected and avoids soil penetrating. Solid top made of smooth, pore-free, mild steel. 4 independently controlled heating zones with 2 electronic sensors per zone for temperature surface control and 8 power levels. Rapid plate heat up, continuously ready to use. Overheat protection switches off the supply in case of overheating. Standby function saves energy and quickly recovers maximum power. Metal knobs with embedded hygienic silicon "soft" grip enable easier handling and cleaning. IPX5 water resistance certification.

Configuration: One side operated top with backsplash. The base needs to be supplied by the factory. Please include appropriate base.

Main Features

- Rapid heat up of the plate and continuously ready for use.
- Overheat protection: a temperature sensor switches off the supply in case of overheating.
- Pans can easily be moved from one area to another without lifting.
- Wide rounded cleaning zone around the plates for easier cleaning.
- All major components may be easily accessed from the front.
- THERMODUL connection system creates a seamless work top when units are connected to each other thus avoiding soil penetrating vital components and facilitating the removal of units in case of replacement or service.
- Metal knobs with embedded hygienic "soft-touch" grip for easier handling and cleaning. The special design of the controls prevents infiltration of liquids or soil into vital components.
- Cooking plate and base joint profile guarantee against soil infiltration.
- Two electronic sensors per zone to control surface temperature and to protect cooking plate from overheating.
- 8 power levels.
- 4 heating zones independently controlled.
- Solid top cooking surface made of 20 mm thick steel, DIN 1.7335, smooth pore-free and easy to clean.

Construction

- 2 mm top in 1.4301 (AISI 304).
- Flat surface construction with minimal hidden areas to easily clean all surfaces
- Internal frame for heavy duty sturdiness in 1.4301 (AISI 304).
- Unit constructed according to DIN 18860_2 with 20 mm drop nose top.
- IPX5 water resistance certification.

Sustainability



- Standby function for energy saving and fast recovery of maximum power.

Optional Accessories

- Connecting rail kit for appliances PNC 912498 ☐ with backsplash, 850mm
- Portioning shelf, 800mm width PNC 912526 ☐
- Portioning shelf, 800mm width PNC 912556 ☐
- Folding shelf, 300x850mm PNC 912579 ☐
- Folding shelf, 400x850mm PNC 912580 ☐
- Fixed side shelf, 200x850mm PNC 912586 ☐
- Fixed side shelf, 300x850mm PNC 912587 ☐
- Fixed side shelf, 400x850mm PNC 912588 ☐
- Back panel, 800x700mm, for tops PNC 913013 ☐ and units with backsplash

APPROVAL: _____

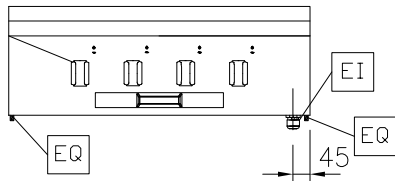


Experience the Excellence
www.electroluxprofessional.com

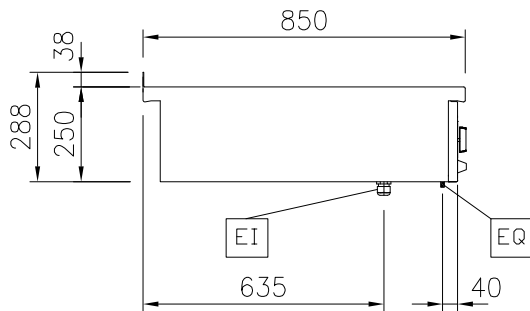
• Endrail kit, flush-fitting, with backsplash, left	PNC 913115	<input type="checkbox"/>
• Endrail kit, flush-fitting, with backsplash, right	PNC 913116	<input type="checkbox"/>
• Endrail kit (12mm) for thermaline 85 units with backsplash, left	PNC 913206	<input type="checkbox"/>
• Endrail kit (12mm) for thermaline 85 units with backsplash, right	PNC 913207	<input type="checkbox"/>
• U-clamping rail for back-to-back installations with backsplash	PNC 913226	<input type="checkbox"/>
• INSERT.PROFILE,D850,TL-OTHER BRANDS	PNC 913231	<input type="checkbox"/>
• - NOT TRANSLATED -	PNC 913247	<input type="checkbox"/>
• SIDE PANEL TL85 WALL MOUNT. (L) H400	PNC 913632	<input type="checkbox"/>
• SIDE PANEL TL85 WALL MOUNT. (R) H400	PNC 913633	<input type="checkbox"/>
• SIDE PANEL TL85 WALLMOUNT(L) H400,FLUSHFIT	PNC 913634	<input type="checkbox"/>
• SIDE PANEL TL85 WALL MOUNT. (R) H400,FL	PNC 913635	<input type="checkbox"/>
• ADD. WALL MOUNT. FIXATION USA	PNC 913640	<input type="checkbox"/>
• TL85/90 WALL MOUNTING KIT - TOP 800MM	PNC 913652	<input type="checkbox"/>
• - NOT TRANSLATED -	PNC 913665	<input type="checkbox"/>
• - NOT TRANSLATED -	PNC 913677	<input type="checkbox"/>

Modular Cooking Range Line thermaline 85 - 4 Zone Electric Solid Top, 1 Side with Backsplash

Front

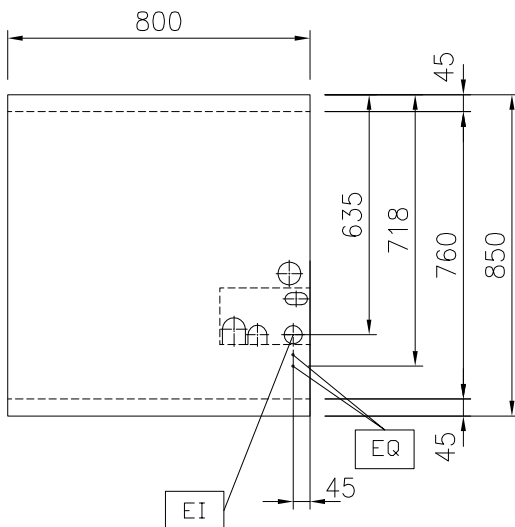


Side



EI = Electrical inlet (power)
EQ = Equipotential screw

Top



Electric

Supply voltage: 400 V/3N ph/50/60 Hz
Electrical power max.: 12 kW

Key Information:

Working Temperature MIN: 100 °C
Working Temperature MAX: 450 °C
External dimensions, Width: 800 mm
External dimensions, Depth: 850 mm
External dimensions, Height: 250 mm
Net weight: 120 kg
Configuration: One-Side Operated;Top
Front Plates Power: 3 - 3 kW
Back Plates Power: 3 - 3 kW
Solid top usable surface (width): 670 mm
Solid top usable surface (depth): 650 mm

Sustainability

Current consumption: 26 Amps

Optional Accessories

• Connecting rail kit for appliances with backsplash, 850mm	PNC 912498	<input type="checkbox"/>
• Portioning shelf, 800mm width	PNC 912526	<input type="checkbox"/>
• Portioning shelf, 800mm width	PNC 912556	<input type="checkbox"/>
• Folding shelf, 300x850mm	PNC 912579	<input type="checkbox"/>
• Folding shelf, 400x850mm	PNC 912580	<input type="checkbox"/>
• Fixed side shelf, 200x850mm	PNC 912586	<input type="checkbox"/>
• Fixed side shelf, 300x850mm	PNC 912587	<input type="checkbox"/>
• Fixed side shelf, 400x850mm	PNC 912588	<input type="checkbox"/>
• Back panel, 800x700mm, for tops and units with backsplash	PNC 913013	<input type="checkbox"/>
• Endrail kit, flush-fitting, with backsplash, left	PNC 913115	<input type="checkbox"/>
• Endrail kit, flush-fitting, with backsplash, right	PNC 913116	<input type="checkbox"/>
• Endrail kit (12mm) for thermaline 85 units with backsplash, left	PNC 913206	<input type="checkbox"/>
• Endrail kit (12mm) for thermaline 85 units with backsplash, right	PNC 913207	<input type="checkbox"/>
• U-clamping rail for back-to-back installations with backsplash	PNC 913226	<input type="checkbox"/>
• INSERT.PROFILE,D850,TL-OTHER BRANDS	PNC 913231	<input type="checkbox"/>
• - NOT TRANSLATED -	PNC 913247	<input type="checkbox"/>
• SIDE PANEL TL85 WALL MOUNT. (L) H400	PNC 913632	<input type="checkbox"/>
• SIDE PANEL TL85 WALL MOUNT. (R) H400	PNC 913633	<input type="checkbox"/>
• SIDE PANEL TL85 WALLMOUNT(L) H400,FLUSHFIT	PNC 913634	<input type="checkbox"/>
• SIDE PANEL TL85 WALL MOUNT. (R) H400,FL	PNC 913635	<input type="checkbox"/>
• ADD. WALL MOUNT. FIXATION USA	PNC 913640	<input type="checkbox"/>
• TL85/90 WALL MOUNTING KIT - TOP 800MM	PNC 913652	<input type="checkbox"/>
• - NOT TRANSLATED -	PNC 913665	<input type="checkbox"/>
• - NOT TRANSLATED -	PNC 913677	<input type="checkbox"/>